

Optical Fiber Comprehensive Tester

High cost performance choice



Optical Fiber Comprehensive Tester

FEATURES:

1. Hand-held and portable
2. High cost performance
3. 5.6-inch HD touch screen
4. Simple interface and one-button testing
5. Long working hours
6. Support multi-languages

APPLICATIONS:

1. CATV network testing
2. Access network testing
3. LAN/WAN network testing
4. Metro network testing
5. Lab and Factory testing



6. Real-time troubleshooting

Easy testing with this Optical Fiber Comprehensive Tester:

With its lightweight design and user friendly dimension, it is perfect for the outside plant environment and can be easily operated with one hand.

Optical Fiber Comprehensive Tester ensures accurate and complete fiber evaluation while the testing requires only one key to start, allowing anyone to proceed error-free testing. Its ease of use, low price, high resolution and compact size make it be a qualified tester in installation, operation and maintenance of optical networks, and also save you a lot of money and time.


Ideal for short fiber application:

It is hard to find a high cost effective OTDR to test short fibers. Normal Fault Locators in short spans lack the resolution while common OTDR are too large, expensive and complicated.

This model meets this need by providing all features and performances required for installation and maintenance of short fibers in a compact and mini handheld test set. It represents an unmatched level of value and ease of use, but doesn't compromise performance.




Structure:



Number	Items	Description
I	Port 1	MINI-USB and charging port
II	Port 2	Including OTDR testing port x 2 , VFL Port , Power Meter Port , Laser Source Port,



III	Port 3	Including USB A , micro-SD card
IV	Indicator	Indicate module work state
V	Key Area	<p>Averaging test /REAL TIME button and Auto test button</p> <p>F1~F5: select relevant sub-menu</p> <p>OK: confirm button</p> <p>ESC: cancel button</p> <p>MENU: back to main menu</p> <p>SETUP: enter testing parameter setting interface</p> <p>FILE: enter file manager</p> <p>A/B: cursor A and cursor B</p> <p>: power button</p>
VI VIII	Battery Bin	7.4V/2500mAh x 2
VII	Support Plate	Support OTDR on the level surface

Module:

Module	wavelength(nm)	Dynamic Range(dB)①	Event/Attenuation Dead Zone (m) ②
HJ2100-S-A28	1310/1550	28/26	0.8/4
HJ2100-S-A32	1310/1550	32/30	0.8/4
HJ2100S-A35	1310/1550	35/33	0.8/4
HJ2100-S-A37	1310/1550	37/35	0.8/4
HJ2100-S-A40	1310/1550	40/38	0.8/4
HJ2100-S-A42	1310/1550	42/40	0.8/4
HJ2100-S-B26	1625	26	0.8/4
HJ2100-S-B32	1625	32	0.8/4
HJ2100-S-C26	1650	26	0.8/4
HJ2100-S-C32	1650	32	0.8/4
HJ2100-S-AB35	1310/1550/1625	35/33/32	0.8/4
HJ2100-S-AC35	1310/1550/1650	35/33/32	0.8/4
HJ2100-M30	850/1300	28/30	1.2/5
HJ2100-SM28	1310/1550/850/130 0	28/26/28/30	SM: 0.8/4 MM: 1.2/5
HJ2100-SM35	1310/1550/850/130	35/32/28/30	SM: 0.8/4 MM: 1.2/5

Optional modules

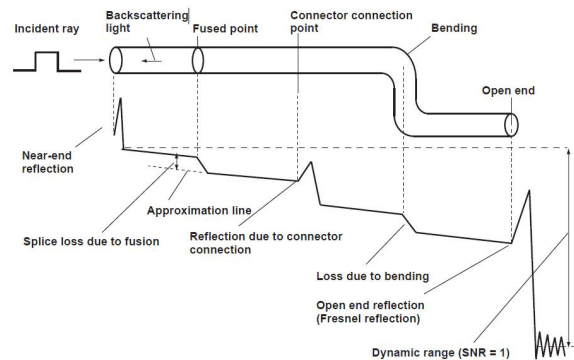
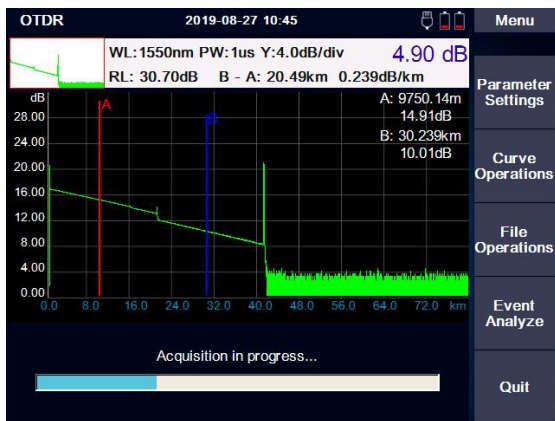
Module	Parameter	Note
VFL	1-20mW	10mW in default
OPM	Option A: -10dBm~-70dBm; Option B: +23dBm~-50dBm	Option A in default
Laser source	Output: -5dBm±2dB, Frequency: CW/270Hz/1KHz/2KHz	
GPS/GNSS		Customized
WIFI/Bluetooth		Customized
IOT module		Customized

Humanized Test Interface

It could display Splice loss, Connector loss, Fiber attenuation, Reflection of points, Link optical return loss and distance to fiber events etc. With test information in a smart way, user could get detailed information immediately.

Quick fit in short time

Simplified display style and structured menus help effective in reducing the time of study.



Be smart with HD touch screen

5.6 inch true color high resolution touch screen is perfect for viewing OTDR testing results. It provides excellent readability both indoors and outdoors.

-Touch and Test

Touch screen offers a smart way to operate OTDR, even you are wearing gloves; you could use the



touch pen to set or check testing parameters.

Result transfer

Check test result on PC or PDA through USB; 16GB large internal memory space could store more than 100,000 groups of results.

-Link in line

1. Download reference traces and settings from database
2. Send measurement result via e-mail
3. Ask for remote help

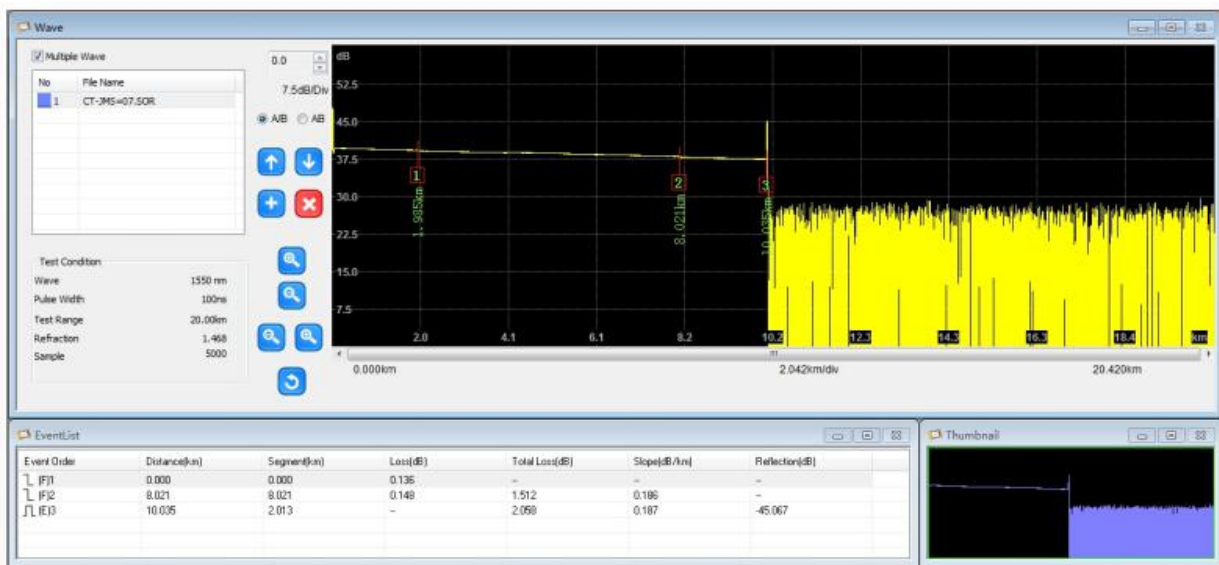
Data Manager

Use Data Manager to elaborate and print out result files on upper computer within a few steps.

High Compatibility

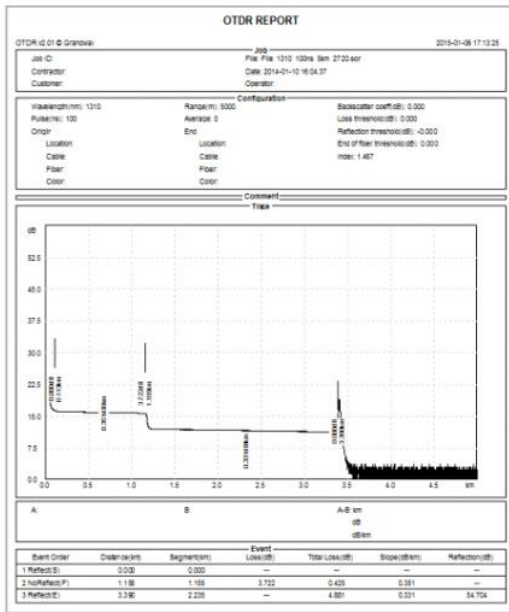
◆ **Support:**

- Windows Vista (32/64 bit system)
- Windows 7 (32/64 bit system)
- Windows 8 (32/64 bit system)
- Microsoft Office Excel 2007
- Microsoft Office Excel 2010
- Microsoft Office Excel 2013




◆ **Delicate Report**

- Simplified display style easy to read, support multi-result printing.



1 in 1



4 in 1

Specification

General

Display	5.6 inch TFT-LCD (touch screen)
Battery	7.4V/2500mAh X 2 lithium battery (with air traffic certification), Continuously test: 8 hours (back light off), ^③ Charging time: 3 hours
Data Storage	100,000 groups of curves
Interface	USB A Type×1, Micro-USB×1)
Working Temp	-10℃~+50℃
Storage Temp	-20℃~+70℃
Humidity	≤95% (non-condensation)
Dimension	215×155×68mm / 1.1kg (battery included)
Accessories	Main unit, 12V power adapter, Lithium battery, FC adapter, USB cord, User guide, carrying case, wrist belt



Test parameter

Pulse Width	3ns, 5ns, 10ns, 20ns, 50ns, 100ns, 200ns, 500ns, 1μs, 2μs, 5μs, 10μs, 20μs
Testing Distance	500m,1km, 2km, 5km, 10km, 20km, 40km, 80km, 120km, 200km, 240km
Sampling Resolution	Minimum 5cm
Sampling Point	Maximum 256,000 points
Linearity	≤0.05dB/dB
scale Indication	X axis: 4~70m/div, Y axis: 0.09~5dB/div
Loss Threshold	0.01dB
Loss Resolution	0.001dB
Distance Resolution	0.01m
Distance Accuracy	±(1m+measuring distance×3×10 ⁻⁵ +sampling resolution) (excluding IOR uncertainty)
Refractivity Setting	1.2000~1.5999, 0.0001 step

VFL Module (Optional)

Wavelength	650nm
Power	10mw, CLASSIII B
Range	12km
Connector	FC/UPC
Launching Mode	CW/2Hz

OPM Module (Optional)

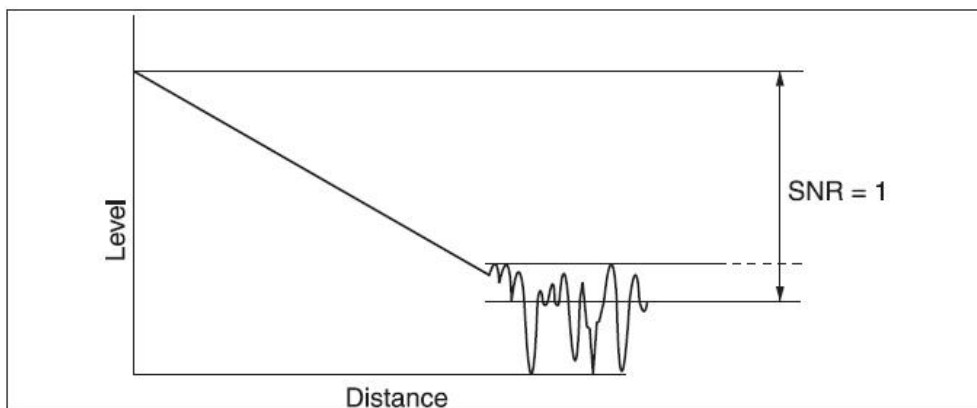
Wavelength Range	800~1700nm
Calibrated Wavelength	850/1300/1310/1490/1550/1625/1650nm
Test Range	-60~+5dBm
Resolution	0.01dB
Accuracy	±0.35dB±1nW
Modulation Identification	270/1k/2k Hz, Pi≥-40dBm
Connector	FC/UPC

LS Module (Optional)

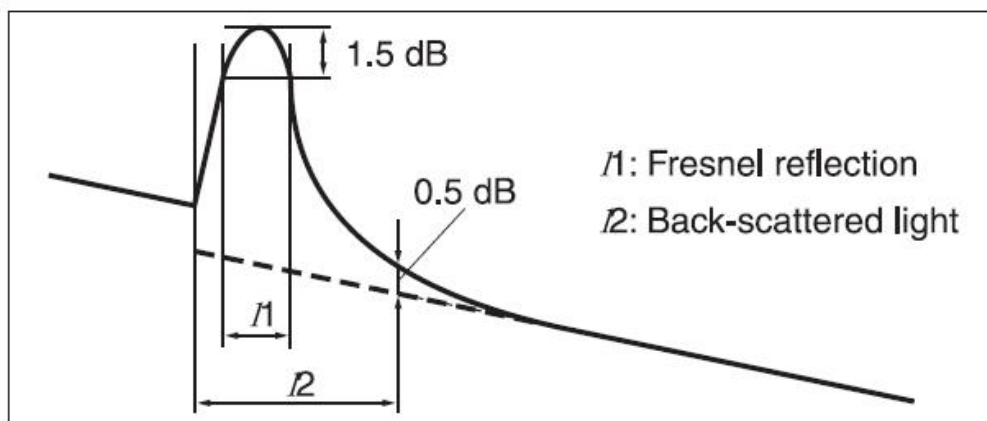
Wavelength Range	1310/1550/1625/,850/1300
Output	-5dBm±2dB
Output mode	CW/270/1k/2k Hz
Connector	FC/UPC

Notes:

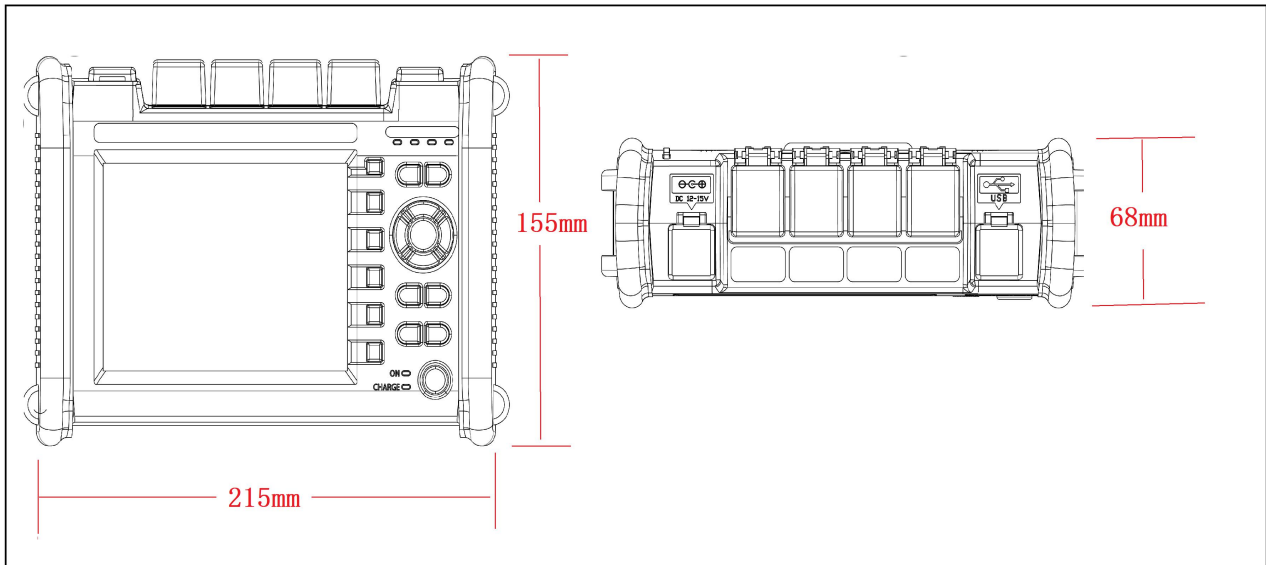
①Dynamic range is measured with maximum pulse width, averaging time is 3 minutes, SNR=1; The level difference between the RMS noise level and the level where near end back-scattering occurs.



②Event dead zone is measured with pulse width of 3ns; attenuation dead zone is measured with pulse width of 5ns.



③Typical, backlight off, sweeping halted at 25°C, 8 hours typical continuous testing.



Ordering Information:

ModuleType: HJ2100-XX1-Xxx2-XX3-XX4-XX5

HJ2100: Series Name

XX1:Single mode/ Multi mode: S: Single mode; M:Multi mode; SM:Single mode+ Multi mode

Xxx2:Wavelength and Dynamic Range ;

A: 1310/1550nm

B:1625nm

C:1650nm

D:1490nm

The dynamic range is named as the maximum dynamic range of the selected wavelength.

XX3:Optional modules:

P:Power meter

S:Laser source

G:GPS module

I:IOTmodule

L:Insertion loss test module

E:Event map

F:Microscope

W:wifi module

XX4:Port type: FC/SC/LC Default:FC

XX5:UPC/APC Default:UPC



Henan Huachuang Communication Equipment Co., Ltd.

1

Henan Huachuang Communication Equipment Co., Ltd

Name: Jecy Li

Mobile: +86 15038210020

E-mail: xiaoleli@hcoce.com

Address: 7/f, block G, building 1, east innovation park, Henan national university science and technology park, high-tech zone, Zhengzhou, 450000, China